


BABY SHOWER PLANNER



Powerline Productions
PowerlineProd.com



Copyright © 2023 Meredith L. Curtis All rights reserved.

Published by Powerline Productions/Kingdom Building Services, Inc.

All photos and clipart © Meredith Curtis, Laura Nolette, and licensees or public domain. All rights reserved. Used with permission. Maps public domain.

All rights reserved. No part of this publication may be reproduced, stored in a retrieval system, or transmitted, in any form, or by any means—digital, mechanical, photocopying, recording, or otherwise—without prior permission from the author.

You have permission to print as many copies from the eBook as you need for your family. For classrooms and homeschool co-ops, each family must purchase this eBook.

Baby Shower BUDGET

	BUDGET	ACTUAL
venue		
Invitation and Thank You		
Decoration		
Food and Drinks		
Cake		
Games and Prizes		
Gifts & Favors		
Entertainment		
Miscellaneous		
TOTAL:		

Baby Shower *Cake Design*

CAKE DETAILS

Theme: _____ Shape: _____


of Guests: _____ # of Tiers: _____

Budget: _____ Flavor: _____

Notes: _____ Filling: _____

Frosting: _____

Writing on Cake: _____




.....





NOTES





[illegible]

Baby Shower Decorations

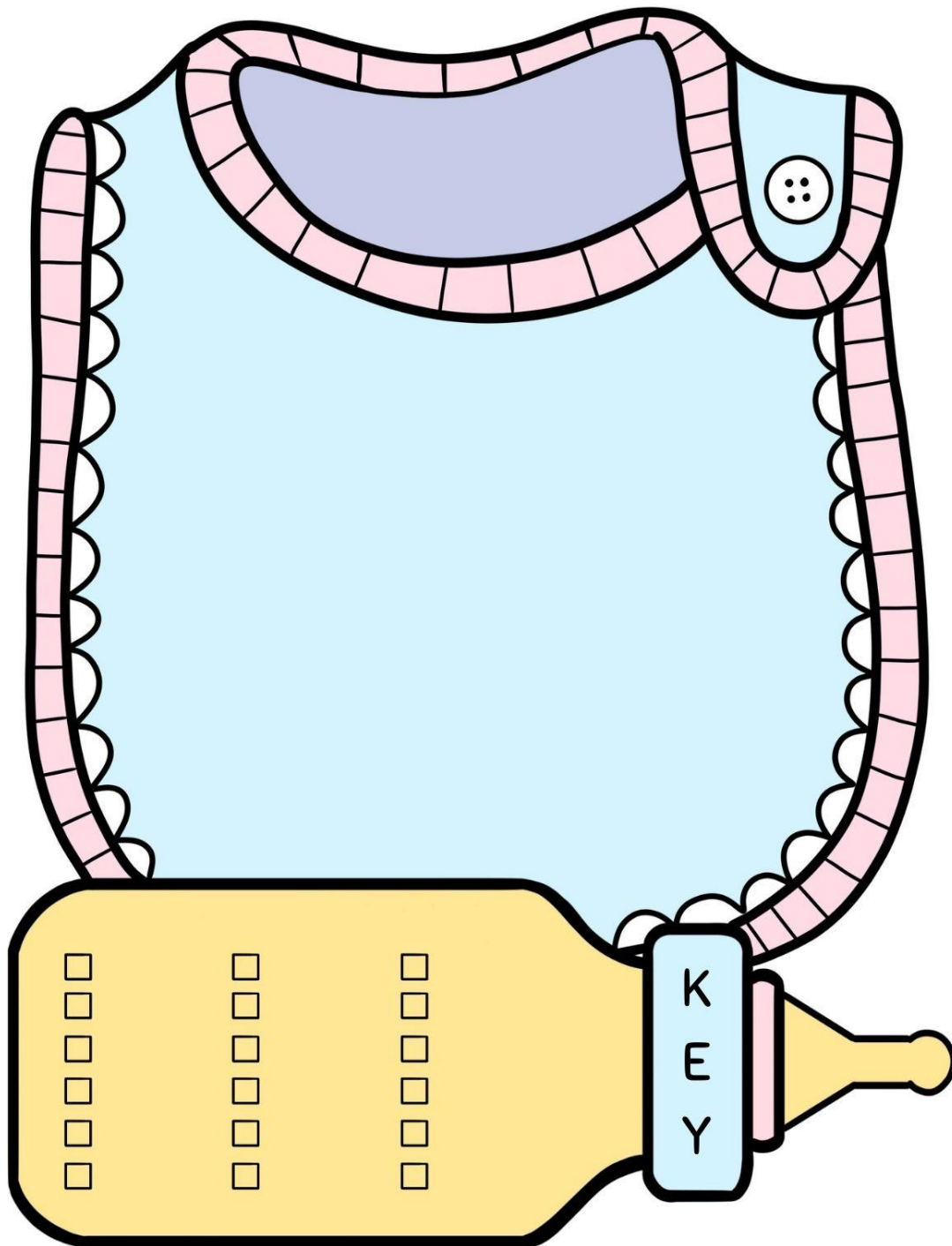


Theme:

Colors:



BABY SHOWER FLOOR PLAN





BABY SHOWER MENU PLANNER

The menu planner consists of a stack of six boxes with the following labels:

- Appetizers**
- Snacks**
- Beverage**
- Utensils**
- Plates**
- Cups**
- Table cloth**

A pink box labeled **Shopping List** is positioned above the elephant notepad. A large blue elephant-shaped notepad with a pink tail and trunk is on the right, featuring 15 horizontal lines for writing, each preceded by a small circle. A small purple teddy bear is sitting on the stack of boxes.

Baby Shower Party Overview

Date and Time _____

Venue _____

Theme _____

#of Guests _____

Budget _____

Food & Drinks

Decorations

Entertainment

Activites

Budget



Baby Shower Pre-Party Checklist

8 Weeks Before

- ☐ Set a budget
- ☐ Pick a date and time
- ☐ Reserve the venue
- ☐ Select a theme
- ☐ Browse invitations
- ☐ Create a guest list

6 Weeks Before

- ☐ Order invitations
- ☐ Decide on games, activities, and menu
- ☐ Make a list of suppliers and vendors

2 Weeks Before

- ☐ Purchase items from shopping list
- ☐ Prepare gifts and game prizes
- ☐ Call guests for RSVP
- ☐ Confirm venue and other rentals
- ☐ Print seat plan, gift log, etc.

4 Weeks Before

- ☐ Send out invitations
- ☐ Order cake, rentals or entertainment
- ☐ Arrange favors
- ☐ Create shopping list
- ☐ Draw up a shower schedule

1 Day Before

- ☐ Follow-up with vendors
- ☐ Decorate venue
- ☐ Finish buying food items and food prep

Baby Shower Day

- ☐ Finish set up and decorations
- ☐ Welcome guests
- ☐ Announce shower schedule
- ☐ Aftermath clean up





Baby Shower SCHEDULE

TIME

ACTIVITY

NOTES



Baby Shower SHOPPING LIST

FAVORS

- ☐
- ☐
- ☐
- ☐
- ☐
- ☐
- ☐
- ☐
- ☐
- ☐
- ☐

DECOR

- ☐
- ☐
- ☐
- ☐
- ☐
- ☐
- ☐
- ☐
- ☐
- ☐
- ☐




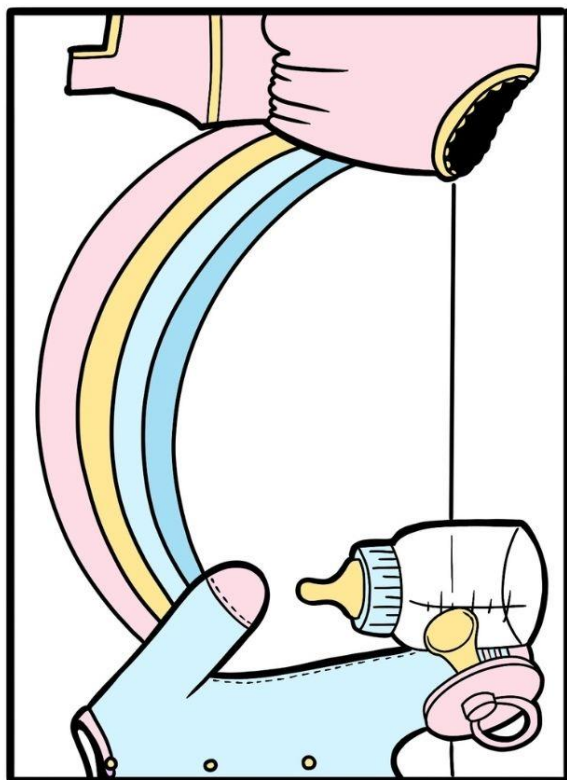


GAMES

- ☐
- ☐
- ☐
- ☐
- ☐
- ☐
- ☐
- ☐
- ☐
- ☐
- ☐

PRIZES

- ☐
- ☐
- ☐
- ☐
- ☐
- ☐
- ☐
- ☐
- ☐
- ☐
- ☐





Baby Shower Gift Log



Baby Shower Gift Log



Baby Shower Gift Log



From:

Gift:

☐ Thank You



From:

Gift:

☐ Thank You



From:

Gift:

☐ Thank You



From:

Gift:

☐ Thank You



From:

Gift:

☐ Thank You



From:

Gift:

☐ Thank You



From:

Gift:

☐ Thank You



From:

Gift:

☐ Thank You



From:

Gift:

☐ Thank You

Baby Shower Gift Log



From:

Gift:

☐ Thank You



From:

Gift:

☐ Thank You



From:

Gift:

☐ Thank You



From:

Gift:

☐ Thank You



From:

Gift:

☐ Thank You



From:

Gift:

☐ Thank You



From:

Gift:

☐ Thank You



From:

Gift:

☐ Thank You



From:

Gift:

☐ Thank You

Baby Shower Gift Log



From:

Gift:

☐ Thank You



From:

Gift:

☐ Thank You



From:

Gift:

☐ Thank You



From:

Gift:

☐ Thank You



From:

Gift:

☐ Thank You



From:

Gift:

☐ Thank You



From:

Gift:

☐ Thank You



From:

Gift:

☐ Thank You



From:

Gift:

☐ Thank You

Powerline Productions



**Being World Changers!
Raising World Changers!**



Powerline Productions exists to serve you! We want you to grow in your relationship with Jesus, experience joy and success in your homeschooling journey, and fulfill the Great Commission with your family in your home, church, and community. We offer Homeschooling books, unit studies, classes, high school curriculum, ladies Bible studies, God's Girls Bible studies, Real Men Bible studies, audios, and cookbooks just for you!

Our Websites

powerlineprod.com/

meredithcurtis.com/

joyfulandsuccessfulhomeschooling.com/

jshomeschooling.com/

Are You A Subscriber? Subscribe at powerlineprod.com/

Print Books Available @ amazon.com/ (look up Books by Title)

amazon.com/Meredith-Curtis/e/B01GOEMVUC


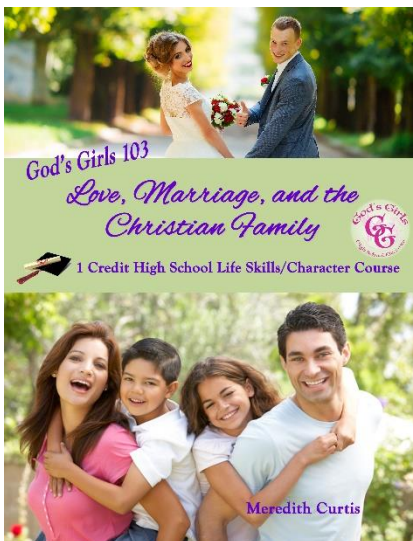
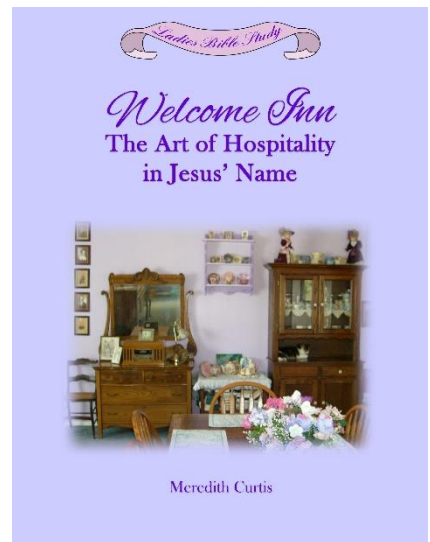

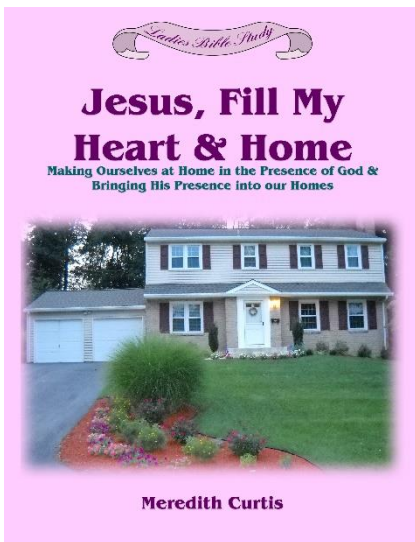
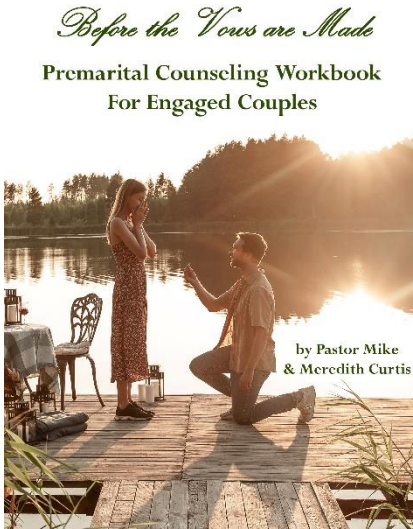
E-books Available at powerlineprod.com/

payhip.com/powerlineproductions









Contact Us: Laura@powerlinecc.com & Meredith@powerlinecc.com & PastorMike@powerlinecc.com

Powerline Productions
251 Brightview Drive Lake Mary, FL 32746

Home & Family



Homeschool Fun



Homeschool High School

