

Ultimate Summer family fun Guide

Over 100 Ideas for Families to
Do Together



By Meredith Curtis



MEREDITH CURTIS

Copyright © 2022 Meredith L. Curtis

All rights reserved.

Published by Powerline Productions/Kingdom Building Services, Inc.

All photos and clipart © Meredith Curtis, Laura Nolette, and licensees or public domain. All rights reserved. Used with permission. .

All rights reserved. No part of this publication may be reproduced, stored in a retrieval system, or transmitted, in any form, or by any means—digital, mechanical, photocopying, recording, or otherwise—without prior permission from the author.

Table of Contents

Summer Family Fun	5
Old-Fashioned Fun.....	7
Glow in the Dark Bubbles.....	8
Fun In, On, or Under the Water	9
Yummy Summer Food.....	11
Frozen Banana-Kiefer Treat	12
Sun Tea	13
Pina Colada	13
Easy Ice Cream Cake	14
Play Sports & Games Together.....	15
Time to Read!	17
Try Something New	19
Summer Scavenger Hunts.....	21
Grow in the Lord Together	35
Family Togetherness.....	37

Summer Family Fun



What's so great about summer?

Summer is a Great Time to Relax.

The weather is warm, the skies are blue, and sunshine is smiling on everything.

Summer is the perfect time to curl up with a book or have an *Anne of Green Gables* movie marathon.

Nothing relaxes me more than lying on a beach chair listening to the waves crash on the shore. Soon, I am far away in a happy place. Oops! I hope someone is watching my kids!

How about you? What do you enjoy about summer?

Summer is a Great Time to Make Memories

Summer means warm sunny days where you can play with your family. You can travel or finish that project in the back yard. Plan now to create some special memories with your loved ones this summer.

What do you love to do?

We love to swim in the pool, play games, craft, scrapbook, enjoy museums, and visit amusement parks in the summer. Afternoons at the playground or discovering new places off the beaten path are fun, too!

Summer is a Great Time to Learn

We always take a break from formal schooling in the summer, but learning continues on. After all, we live a lifestyle of learning as homeschooling families. There is always something to discover and investigate!

Summer is a great time to learn to craft or paint or whittle.

What memories would you like to make this summer?

Here are some happy ideas to celebrate summer, make memories, learn new things, and have a blast this summer!

Old-Fashioned Fun



Going all the way back to my childhood, here are some fun summer ideas that are simple, timeless, and fun for all ages:

Take blankets outside on a dark night, lie down, and look up. The night sky twinkles magnificently! Enjoy **stargazing**.

Flying a kite is so simple, but children never tire of watching it rise and fall and float.

Go **fishing** in a lake, the ocean, a stream, a creek. Relax and enjoy the peaceful silence of fishing.

Catch fireflies in a jar.

Chase butterflies.

Borrow some binoculars and go **bird watching**. Start in your backyard or a nearby park, but if you really want to get serious, search the internet to find out where the serious bird watchers go in your neck of the woods.

Get out the **watercolor paint** and paint brushes and **create a masterpiece**.

Set out a **puzzle** on card table and work on it together as a family. It's so fun to see it come together over a few days.

Ride bikes.

Fly remote-control airplanes or **make a model airplane**. Or **visit an airport** and watch the planes take off and land.

Grab a camera or your cell phone and **take photographs** of everything!

Blow Bubbles

Glow in the Dark Bubbles

It's always fun to blow bubbles. These glow in the dark.

Supplies Needed:

1 Cup Water

1 Tbsp. Dawn Dish Soap

1 tsp. Glycerin

2 Tbsp. Water-Based Glow in the Dark Paint

Bubble Wands

Combine water, dish soap, and glycerin. Add Paint. Mix well, cover, and let rest for 24 hours. Put mixture in sun for several hours before using.

Use Bubble Wands to blow bubbles

Fun In, On, or Under the Water



So much fun happens in or around the water in the summer.

I just want to mention here that water safety really matters. Here in Florida, accidental drownings can happen with so many lakes, pools, and, of course, the ocean.

Water and Sun Safety

Teach your children to respect the water and to follow water safety rules. No swimming alone--EVER! Young children should always swim with an adult in the water. For older children, an adult who can swim, should be present and attentive. Pools should have a life preserver and a long pole that can be used to rescue a compromised swimmer. Children should learn early how to swim.

Where I live, it is safe to assume that every body of fresh water has alligators in it so be careful. A little alligator means a mean mommy alligator is nearby.

Being in the water means being in the sun so use sunblock to prevent bad sunburns.

Water Fun

We love to **swim** and **dive** in the pool and ride the waves in the ocean. This summer would be a great time to take **swimming lessons** if you are a nervous swimmer. If you already swim well, take a water lifesaving course.

Snorkeling and **scuba diving** are an exciting way to see more of God's beautiful creation underwater. Is there a place nearby to explore underwater?

Maybe this summer you could try **surfing**, **water skiing**, or **jet skiing**.

Or you might want to relax and **collect shells** while you walk along the shore. Or **build a sandcastle**.

When the tide goes out, sometimes **tide pools** are left behind. These are so fun to explore. You can find little animals like fish, crabs, and jellyfish. Don't touch the jellyfish, though. They can sting you!

One thing about the great lakes and oceans is the **lighthouses**. These are so fun to climb up inside and explore!



Yummy Summer Food



Hot summers need cool refreshment like cold **iced tea** or freshly squeezed **lemonade**.


Summer is a great time to go **berry picking** and **make homemade jam**. Who doesn't love a juicy **watermelon** slice on a hot afternoon?

Freezing fruit like grapes or bananas is fun, too, and tastes delicious and refreshing on a hot day.

Of course, speaking of frozen treats, it's a great time to **make ice cream** the old-fashioned way so dig out that ice cream maker and start churning.

We always like to make homemade **frozen pudding pops** or **frozen juice pops**. I have an old Tupperware set, but I see them all the time at Wal-Mart.

Summer is a great time for **grilling outside**. Hamburgers, hot dogs, steaks, and chicken all taste better hot off the grill. And corn on the cob is perfect on the grill, too. Grill it in the husk and peel it just before you eat it. Kebabs are another great thing to fix on the grill.



And speaking of **kebabs**, you can use the skewers to make a **grape caterpillar** by sliding grape after grape on the skewer. I recommend read *The Very Hungry Caterpillar* while you eat your grape caterpillar.

You can try these recipes on a hot summer day to cool off: **Frozen Banana-Kiefer Treat, Sun Tea, Pina Colada, and Ice Cream Cake.**


Frozen Banana-Kiefer Treat

This is a healthy substitute for ice cream with no sugar or sweeter. The bananas sweeten it.

Ingredients

- 3 Frozen Bananas, sliced or broken into chunks
- 1 Cup Plain Kiefer

Blend ingredients on high until there are no chunks of banana left. Spoon into bowls and enjoy!



Sun Tea

Nothing is more refreshing to drink than iced tea. Let the sun brew your tea!

Ingredients

3 Family-Size Tea Bag (or 9 regular tea bags)
1 Glass or Clear Plastic Jar or Sun Tea Jar
Cold Water

Place tea bags in gallon jar. Add cold water to fill. Cap jar loosely and place in hot sunshine for 3-4 hours to brew. Remove tea bags. Sweeten with sugar, fruit juice, or honey. Refrigerate until ready to drink.



Pina Colada

Pretend you're on a tropical island with this treat.

Ingredients

2 Cups Pineapple Juice
1 Cup Cream of Coconut
4 Cups Crushed Ice
Pineapple Chunks, Maraschino Cherries for Garnish, Mini Umbrellas

Place ingredients in blender, reserving pineapple and cherries for garnish. Blend until smooth. Pour into glasses and serve with mini umbrellas, pineapple chunks, and cherries.



Easy Ice Cream Cake

My family loves this cake for birthdays. It's great all year round, but especially on a hot summer day.

Ingredients

- 1 Stick Butter
- 1 Package Oreo Sandwich Cookies
- 1 Gallon Cookies and Cream Ice Cream
- 1 Small Container Cool Whip

Melt butter in oven at 350°F in a 9" x13" baking pan. Crumble cookies into crumbs and mix with melted butter to make a crust. Spoon ice cream over crust. Spread Cool Whip on top for final layer. Freeze for 6 hours or until frozen.

Substitute Combinations:

- Orange Sherbert with Vanilla Wafers
- Mint Oreo Cookies with Mint Chocolate Chip Ice Cream
- Nutter Butter Cookies with Reese Cup Ice Cream
- Chocolate Chip Cookies with Chocolate Cookie Dough Ice Cream
- Gingersnaps with Vanilla or Cinnamon Ice Cream
- Pecan Sandies with Butter Pecan Ice Cream

Play Sports & Games Together



Don't forget to be active this summer so you can burn off all the calories you consume eating what you grill and enjoying frozen treats.

Families can play touch **football**, **basketball**, **soccer**, and **volleyball** together. Some families are large enough for two whole baseball teams, but you can take turns batting with everyone else on the field.

Bowling is fun for the whole family and it's air-conditioned.

For smaller families, **tennis** and **ping-pong** are perfect.

Or pull out the **archery** set and have some target practice.

When was the last time you tossed a **frisbee** or played **hopscotch**?

Oh, and don't forget good old-fashioned **tag** and **dodge ball**.

Have you heard of **pickle ball**? It's super-fun! Learn to play pickle ball this summer.

Did you know that you can buy **inflatable bowling pins** and set up lawn bowling in the back yard? Use big beach balls to knock them over. We like to add a water slide and water to play human bowling. **Do this at your own risk.**



Summer is a great time to brush up on your sports skills. Take **tennis lessons** or enjoy a **sports camp** for a week or two. Practice batting and pitching in the back yard.

Plan your own **Summer Olympics**. Get some help from [*Let's Have Our Own Ancient Greek Olympics*](#). You can purchase it [HERE](#).



Time to Read!



Summer is a Great Time to Read!

When the kids were younger, we enjoyed **Book-It! from Pizza Hut**. They filled out their reading lists and we traded them in for a free personal pan pizza.

Guess what? You can still do it! Check out Pizza Hut's Book It! program [here](#).

You can also create your own **Summer Reading Challenge** and having everyone set a goal for how many books they want to read over the summer. Make a big poster with room for everyone to list the books they read.

Summer is a great time for **family read aloud time**—read a novel or living book aloud each morning or evening. Or for each person to **read a book they've always wanted to read**. Or **read a summery kind of book**—maybe about a family on an island.

Summery Reads

Here are some great summery reads for reading aloud or reading on their own. They are listed younger readers to older readers.

Froggy's Lemonade Stand by Jonathan London (picture book)

The Bobbsy Twins at the Seashore by Laura Lee Hope

The Boxcar Children Surprise Island by Gertrude Chandler Warner

Five on a Treasure Island by Enid Blyton

The Imagination Station: Islands & Enemies by Marianne Hering

Nancy Drew The Secret of the Golden Pavilion by Carolyn Keene

The Hardy Boys The Shore Road Mystery by Franklin Dixon

Island of the Blue Dolphins by Scott O'Dell

Canadian Summer by Hilda van Stockum

The Secret Garden by Frances Hodgson Burnett

Swiss Family Robinson by Johann Wyss

The Coral Island by RM Ballentyne

Treasure Island by Robert Louis Stevenson

A Caribbean Mystery by Agatha Christie



Try Something New



Summer is a fun time to try out archaeology. You can have your own **Archaeology Dig** (learn more about [Let's Have Our Own Archaeology Dig HERE](#)).



Or you can try out **Ice Archaeology**. Simply purchase some inexpensive toys of different weights and freeze them in a large container of water. Then your children can chip away at the ice with a hammer to find the toys with safety goggles on, of course. You may need to submerge

the block of ice in a sink of hot water for a few seconds before they start chipping away. Oh, and this is an outside activity.

On a hot day, try out a **Garbage Bag Pinata**. Fill a 5-gallon garbage bag with 2 gallons of water and some bath toys and tie a knot in the bag. Tie the rope just below the knot. Mom or Dad should drop the rope over the tree and hold it steady. Children can wear blindfolds and whack at the water-filled bag with a stick.

Make a **Soda Bottle Sprinkler Head**. Mom or Dad uses a screwdriver to punch holes all over in a plastic 2L soda bottle. Then attach the bottle to the hose with duct tape. Now kids can run through the sprinkler.

Purchase several glo-in-the-dark necklaces and bracelets. Attach a few to wooden dowels to create glo-in-the-dark sticks and place a few inches into the ground. Make rings out of the others. Now, you can play **Glo-in-the-Dark Ring Toss**.

Race little cars in your **Pool Noodle Racetrack**. Cut two pool noodles of different colors in half lengthwise. Now you have four tracks that you can line up together. Make a finish line and set up your track from a high spot to a low spot. Stairs are great or from the coffee table to the floor.

Two of my daughters and my son-in-law participated in a **Color Run Race** where colors filled the air at the finish line. This mom had her own color run race in her back yard. You can, too! Learn more [here](#).

Make a miniature house, room, store, garden or anything that delights you in a shoebox. You can paint the inside and outside of the shoebox and then fill it with tiny miniatures. Children and adults will love creating **Miniature Worlds in a Shoebox**.

Paint rocks with Scripture verses or pretty pictures.

What is more summery than a **luau**? Plan and host a luau with [Let's Have Our Own Luau](#). You can purchase it [HERE](#).



Summer Scavenger Hunts



Get your creative juices flowing with these eight ideas for out-of-the-box scavenger hunts:

Nature Hunt

Let your children go hunting for nature in the back yard. Give kids a list and let kids collect things in a basket. Things like twigs, stones, acorns, or leaves are great ideas for your nature hunt.

Fitness Hunt

Gather fitness items and attach notes. For example, a jump rope with a note to jump rope 15 times. Or if he finds a basketball, the note says, "Shoot 10 baskets."

Household Hunt

This will help your kids get familiar with the house and all the cleaning and kitchen items inside. Kids can look for trash cans, laundry soap, mop, broom, aluminum foil, washcloths, towels, and more.

Puzzle Hunt

This is a way to add fun to any other scavenger hunt. Attach a puzzle piece to any item on the list so once they find the items, they've collected all the puzzle pieces. When they are finished, kids can put the puzzle together.

Holiday Hunt

Give children clues and have them find Easter baskets or Christmas stockings. They can be where you store them, or you can hide them!

Video or Photo Hunt

Let teens loose with their cell phones or a digital camera to capture statues where they are posing in front in the exact same way, a video of them following a duck while they quack or playing a silly game with other kids like Duck, Duck, Goose right in front of everyone.

Museum Hunt

This can work when you take your kids to a favorite museum that you know you way around. Make a list of all the exhibits your kids will love and let them find each one! This is great for a rainy day.

A to Z Hunt

Children get to find things whose name starts with A, then with B, then with C, and on and on throughout the whole alphabet. This is a great game to play in the car when you are traveling, but in car work inside the house or outside in the back yard.

Grab and print our Scavengers Hunts on the next pages and have fun!



Pool Scavenger Hunt

☐

Pool Chairs

☐

Fluffy White Cloud

☐

Child in Float

☐

Sun Block

☐

Water Bottle

☐

Swimming Glasses

☐

Beach Towels

☐

Sunglasses

☐

Diving Board

☐

Pool Steps


JSHomeschooling.com

PowerlineProd.com

MeredithCurtis.com



Back Yard Scavenger Hunt



Grill



Sandbox



Garden



Playground



Ball



Tree



Chair



Grass



Ant



Bird

JSHomeschooling.com

PowerlineProd.com

MeredithCurtis.com

Beach Scavenger Hunt

☐

Shell

☐

Fluffy White Cloud

☐

Children Building Sand Castle

☐

Bike

☐

Beach Toys

☐

Beach Umbrella

☐

Flip-Flops

☐

Sunglasses

☐

Seagull

☐

Wave

JSHomeschooling.com

PowerlineProd.com

MeredithCurtis.com



Camping Scavenger Hunt



Tent



Cooler



Sleeping Bag



Bug Spray



Water Bottle



Campfire



Lake



Hiker with Backpack



Fishing Pole



S'mores Ingredients

JSHomeschooling.com

PowerlineProd.com

MeredithCurtis.com




Car Trip Scavenger Hunt



Speed Limit Sign



Minivan



Highway Sign



Road Work Sign



Chick-Fil-A Restaurant



Guard Rail



Bridge



White Truck



License Plate from PA



Blue Car



JSHomeschooling.com

PowerlineProd.com

MeredithCurtis.com

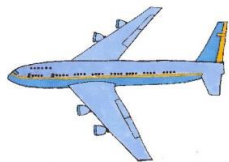
Airport Scavenger Hunt



Flight Attendant



Passengers Board Plane



Plane



Plane Taking Off



Loading Baggage on Plane



Suitcase



Baggage Claim



Family Traveling



Runway



Security



JSHomeschooling.com

PowerlineProd.com

MeredithCurtis.com

Baseball Game Scavenger Hunt



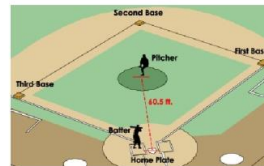
Hot Dog



Pitcher



Slide



Baseball Diamond



Water Bottle



Baseball



Scoreboard



Catcher



Bat



Stadium Lights

JSHomeschooling.com

PowerlineProd.com

MeredithCurtis.com

Neighborhood Scavenger Hunt

☐

Stop Sign

☐

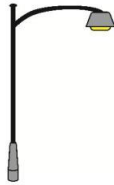
Fence

☐


Tree

☐

Bike

☐

Streetlight

☐

Manhole Cover

☐

Frog

☐

Bird

☐

Dog

☐

Garbage Truck

JSHomeschooling.com

PowerlineProd.com

MeredithCurtis.com



Neighborhood Scavenger Hunt

☐

Black Ant

☐

Red Ant

☐

Police Car

☐

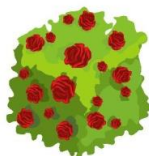
Fire Truck

☐

Sidewalk

☐

Front Door

☐

Red Rose Bush

☐

White Rose Bush

☐

Cat

☐

Sandbox

JSHomeschooling.com

PowerlineProd.com

MeredithCurtis.com

Neighborhood Scavenger Hunt



Blue Car



Red Car



Pavers



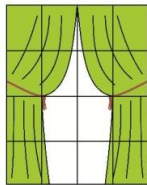
Sewer Grate



Pink Flowers



Blue Flowers



Window with Curtains



Trash Can



Traffic Light



Swing

JSHomeschooling.com

PowerlineProd.com

MeredithCurtis.com



Neighborhood Scavenger Hunt



Bike



Dog



Garden



Minivan



Bucket



Porch



Policeman



Policewoman



Stop Sign



Bird

JSHomeschooling.com

PowerlineProd.com


MeredithCurtis.com



Florida Scavenger Hunt



Lizard



Fluffy White Cloud



Palm Tree



Ants



Lake



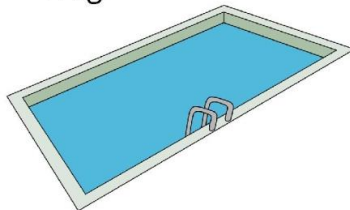
Alligator



Frog



Pink Flower




Swimming Pool



Duck

Grow in the Lord Together



Summer is a great time to grow closer to the Lord.

Time in His Word

When a family spends time in the Bible together, they grow closer to Jesus.

Many families have devotions together each day. **Family Devotions** can be as simple as reading a chapter and praying. A great book to start with is Luke—kids love the stories of Jesus.

You can **make a Bible timeline** together. One time we stretched a roll of newsprint from front door to back door (our house has an open floor plan) and we drew our own timeline figures on this super-large timeline.

Have a **Summer Scripture Memory Challenge** as a family. Choose a passage to memorize together. Work on it a verse a week. There are also Bible memory apps—everyone can get one on their phone.

Try out an inductive Bible study together or everyone on their own. **Inductive Bible studies** use observation, interpretation, and application as the method of study. It's a really exciting way to dig into Scripture. For kids, try Discover 4-Yourself Bible studies from Precepts Ministries. My children loved them!

Pray Together

Families that **pray together** grow closer to the Lord and to each other.

Start each day by **sharing one prayer request and everyone pray for someone else's request**.

Pray for your extended family and people at church in family devotion time.

Use **Voice of the Martyrs Prayer Calendar** over the summer and pray for the persecuted church.

Share the Gospel

Learn how to share the Gospel in five minutes.

Role-play sharing the Gospel.

Write notes and letters to unsaved loved ones sharing at least one Gospel truth.

Go to a park, playground, or the nearby mall and **share the Gospel** with people.

Write up your testimony and **practice sharing it** with each other.

Share your testimony at church, in youth group, or at another Christian event or meeting.

Minister to the Needy

Make a list of folks in your neighborhood, church, or extended family that have needs you could meet. For example, an elderly aunt may need help cleaning her bathroom or mowing the lawn. Choose needs that you could meet as a family. Maybe Dad and older brother could mow the aunt's lawn. **Discover needs and meet them as a family**.

Bring a meal to a new mom, bereaved family, or a family with a loved one in the hospital.

Invite another family over for dinner and plan a fun night of fellowship. **Show hospitality**.

Family Togetherness



Families grow closer when they spend time together.

Here are Some Fun Ways to Make Memories:

Camp in the family room. Make a tent with blankets draped over chairs.

Have a **family game night**, playing everyone's favorite games.

Camp in the backyard in a tent with sleeping bags. Make s'mores on the grill.

Make a time capsule that you agree to open in 25 years. Put in moments from each person and pictures and clippings that represent fashion, church, your city, and your family's favorite hobbies. Don't forget a photograph of each person.

MEREDITH CURTIS

Have a tea party. Dress up in shirt and tie for guys and long dresses for girls to enjoy high tea. Don't forget your elegant manners. For help with fashion, decoration, and menu ideas, check out [*Let's Have Our Own Victorian Tea*](#). You can purchase it [HERE](#).

Go on a **neighborhood walk** and do a **scavenger hunt** together.

Visit **museums**. Every city has at least one or two.

Visit an **amusement park**.



Have a lovely summer relaxing, learning, and making memories!

Warmly,
Meredith Curtis

Powerline Productions



**Being World Changers!
Raising World Changers!**



Powerline Productions exists to serve you! We want you to grow in your relationship with Jesus, experience joy and success in your homeschooling journey, and fulfill the Great Commission with your family in your home, church, and community. We offer Homeschooling books, unit studies, classes, high school curriculum, ladies Bible studies, God's Girls Bible studies, Real Men Bible studies, audios, and cookbooks just for you!

Our Websites

powerlineprod.com/
meredithcurtis.com/
joyfulandsuccessfulhomeschooling.com/
jshomeschooling.com/

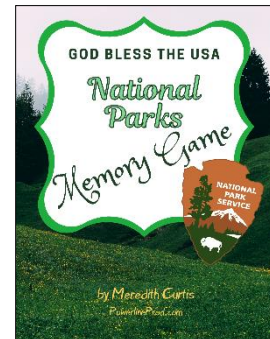




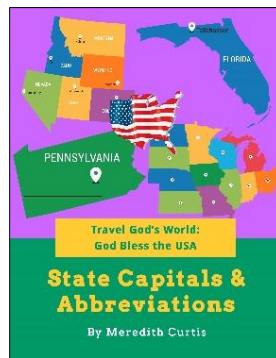

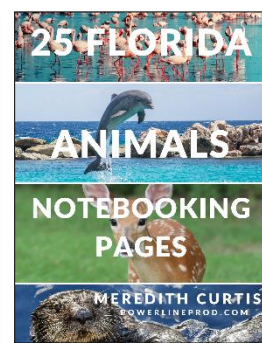
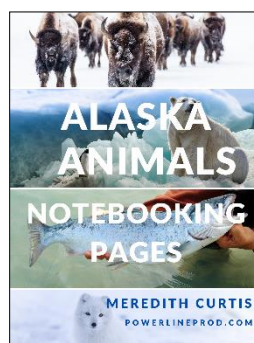





Print Books Available @ amazon.com/ (look up Books by Title)
amazon.com/Meredith-Curtis/e/B01GOEMVUC

E-books Available at powerlineprod.com/
payhip.com/powerlineproductions
teacherspayteachers.com/My-Products

Contact Us: Laura@powerlinecc.com & Meredith@powerlinecc.com & PastorMike@powerlinecc.com




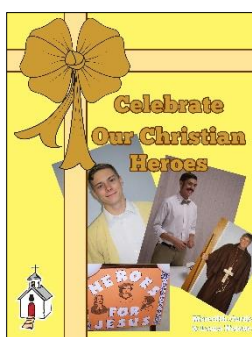










Powerline Productions
251 Brightview Drive Lake Mary, FL 32746

Travel God's World Geography










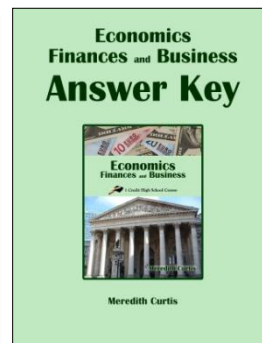






SUMMER FAMILY FUN

Teach History the Fun Way



High School & Middle School Courses



More Books from Powerline Production

