

# Chores, Allowance, & Hard Work



POWERLINEPROD.COM

BY MEREDITH  
CURTIS

# CHORES

Joyful hard work is a blessing to all involved.  
God created us to work hard and chores can be a little taste of the blessing of hard work.

Yes, doing chores builds character, but chores also build confidence, create a sense of satisfaction, and can be fun.

I have my children do chores everyday because when they grow up they will have to do chores everyday. I also want my children to value and enjoy hard work. Chores are a great way for them to learn to work hard.

## **Tips:**

Choose age-appropriate chores  
Set a time each day to do chores  
Appreciate your children's hard work!

# **AGE-APPROPRIATE CHORES**

## **Toddler (2-3)**

Make Bed  
Put Dirty Clothes in Hamper  
Put Clothes Away  
Pick Up & Put Away Toys  
Unload Silverware from Dishwasher  
Wipe Cabinets & Baseboards

## **Preschooler (4-5)**

All Toddler Chores  
Set the Table  
Clear the Table  
Feed Pets  
Dust  
Move Clothes from Washer to Dryer  
Match Socks & Fold Towels/Washcloths  
Water Plants & Weed

## **Ages 6-8**

All Toddler & Preschooler Chores  
Load & Unload the Dishwasher  
Simple Meal Prep  
Fix Cereal for Younger Siblings  
Wash Dishes with Help  
Clean Mirrors  
Sweep  
Vacuum  
Fold Laundry  
Wipe Down Sinks, Counters, Toilets  
Get the Mail  
Take Out Trash  
Rake Leaves  
Read Aloud to Younger Children



# **AGE-APPROPRIATE CHORES**


## **Ages 9-11**

All Younger Chores  
Make Simple Meals  
Wash Dishes  
Clean Bathrooms  
Wash & Dry Clothes  
Change Bed  
Mop Floors  
Weed Garden  
Clean Out Car  
Take Garbage/Recycle to the Curb


## **Ages 12 & Up**

All Younger Chores  
Clean Out Refrigerator  
Plan & Prepare Meals  
Put Away Groceries  
Fold Laundry  
Iron  
Wash Windows  
Mow the Lawn  
Wash the Car  
Unclog a Drain  
Unstop a Toilet  
Babysit Younger Children  
Help Younger Children with Schoolwork


## A pink airplane is flying towards the right, positioned in the lower third of the frame. The background consists of alternating horizontal blue and white stripes. The airplane is a simple, stylized illustration with a pink body, white windows, and black outlines for the wings, tail, and cockpit.




## A pink airplane is flying towards the right, positioned in the lower third of the frame. The background consists of alternating horizontal blue and white stripes. The airplane is a simple, stylized illustration with a pink body, white windows, and black outlines for the wings, tail, and cockpit.



## A pink airplane is flying towards the right, positioned in the lower third of the frame. The background consists of alternating horizontal stripes of light blue and white. The airplane is a simple, stylized illustration with a pink body, white windows, and black outlines for the wings, tail, and cockpit.




## A pink airplane is flying towards the right, positioned in the lower third of the frame. The background consists of alternating horizontal stripes of light blue and white. The airplane is a simple, stylized illustration with a pink body, white windows, and black outlines for the wings, tail, and cockpit.





## A pink airplane is flying towards the right, positioned in the lower third of the frame. The background consists of alternating horizontal blue and white stripes. The airplane is a simple, stylized illustration with a pink body, white windows, and black outlines for the wings and tail.




# ALLOWANCE

Many parents pay their children an allowance for doing their chores. To be honest, we were so poor when our oldest children were little that we couldn't scrape together a few dollars for allowance. So they just learned to do their chores because it was the right thing to do. Everyone in a family does their fair share to make the household run smoothly.

If you do give an allowance to children for their chores, make sure they have to do their chores to get their allowance. Then, be sure to train them to tithe, save, and spend wisely.

We provided our children with opportunities to earn extra money by doing extra work beyond chores. For example, washing the car wasn't a chore, but the kids could earn money washing the car. From extra money they earned working for us and other people (tutoring, babysitting, mowing neighbor's lawns), they tithed, saved, and spent wisely.

## A pink airplane is flying towards the right, positioned in the lower third of the frame. The background consists of alternating horizontal blue and white stripes. The airplane is a simple, stylized illustration with a pink body, white windows, and a black outline for the wings and tail.



# HARD WORK

God is our provider and He loves to bless us.  
However, the number #1 way He provides is  
through hard work.

All hard work brings a profit, but mere talk  
leads only to poverty. (Proverbs 14:3)

Whatever you do, work at it with all your  
heart, as working for the Lord, not for human  
masters, since you know that you will receive  
an inheritance from the Lord as a reward. It is  
the Lord Christ you are serving. (Colossians  
3:23-24)

For even when we were with you, we gave you  
this rule: “The one who is unwilling to  
work shall not eat.” (II Thessalonians 3:10)

# TIPS TO TEACH CHILDREN TO WORK HARD

Be a good example--let children see you work hard!

Don't do everything for your kids

Take them up on their offers to help when they are  
little and show appreciation always

Be an encourager, not a control freak!

Require children to take care of their own room and  
stuff

Make work part of your family routine

Serve at church and in the community as a family

Let children sweat, get their hands dirty, and be  
challenged with work

Work together as a family on projects that are  
challenging

Give children a chance to earn money

Teach children to tithe, save, and spend wisely

## A pink airplane is flying towards the right, positioned in the lower third of the frame. The background consists of alternating horizontal blue and white stripes. The airplane is a simple, stylized illustration with a pink body, white windows, and black outlines for the wings and tail.

